




HARRIS COUNTY FELONY PRETRIAL DETENTION REPORT

BROUGHT TO YOU BY THE TEXAS CRIMINAL JUSTICE COALITION AND THE TEXAS ORGANIZING PROJECT

ON AN AVERAGE NIGHT LAST WEEK, **4,199** PEOPLE WERE LOCKED IN A CAGE AT THE HARRIS COUNTY JAIL BECAUSE THEY COULDN'T AFFORD MONEY BAIL, EVEN THOUGH IT IS ILLEGAL TO JAIL PEOPLE SOLELY BECAUSE THEY ARE POOR. THIS REPORT USES JAIL POPULATION DATA PROVIDED BY HARRIS COUNTY TO COMPARE THE PRETRIAL DETENTION NUMBERS OF HARRIS COUNTY'S FELONY JUDGES.

DISTRICT COURTS BY HIGHEST PRETRIAL DETENTION POPULATION

JUNE 7, 2020 - JUNE 13, 2020

#1: JUDGE RAMONA FRANKLIN	#2: JUDGE GEORGE POWELL	#3: JUDGE RANDY ROLL
 <p>244 PEOPLE DETAINED PER NIGHT BASED ON INABILITY TO PAY</p> <p>338TH DISTRICT COURT</p>	 <p>229 PEOPLE DETAINED PER NIGHT BASED ON INABILITY TO PAY</p> <p>351ST DISTRICT COURT</p>	 <p>219 PEOPLE DETAINED PER NIGHT BASED ON INABILITY TO PAY</p> <p>179TH DISTRICT COURT</p>

<u>RANK</u>	<u>COURT</u>	<u>JUDGE</u>	<u>DAILY AVERAGE NUMBER OF PEOPLE DETAINED PRETRIAL</u>
4.	183RD	CHUCK SILVERMAN	217
5.	337TH	HERB RITCHIE	216
6.	176TH	NIKITA HARMON	213
7.	339TH	JESSE MCCLURE	207
8.	174TH	HAZEL JONES	206
9.	178TH	KELLI JOHNSON	200
10.	262ND	LORI CHAMBERS GRAY	197
11.	182ND	DANILO LACAYO	190
12.	263RD	AMY MARTIN	190
13.	185TH	JASON LUONG	188
14.	208TH	GREG GLASS	188
15.	177TH	ROBERT JOHNSON	179
16.	248TH	HILARY UNGER	179
17.	209TH	BRIAN WARREN	175
18.	230TH	CHRIS MORTON	173
19.	232ND	JOSH HILL	168
20.	180TH	DASEAN JONES	160
21.	184TH	ABIGAIL ANASTASIO	144
22.	228TH	FRANK AGUILAR	117

Harris County taxpayers spent over **\$2.2 MILLION** on illegal pretrial detention this week. That's over 150% of the \$1.3 million Harris County taxpayers spend every week on public health services, the public library, and pollution control **COMBINED**.