




HARRIS COUNTY FELONY PRETRIAL DETENTION REPORT

BROUGHT TO YOU BY THE TEXAS CRIMINAL JUSTICE COALITION AND THE TEXAS ORGANIZING PROJECT

ON AN AVERAGE NIGHT LAST WEEK, **3,883** PEOPLE WERE LOCKED IN A CAGE AT THE HARRIS COUNTY JAIL BECAUSE THEY COULDN'T AFFORD MONEY BAIL, EVEN THOUGH IT IS ILLEGAL TO JAIL PEOPLE SOLELY BECAUSE THEY ARE POOR. THIS REPORT USES JAIL POPULATION DATA PROVIDED BY HARRIS COUNTY TO COMPARE THE PRETRIAL DETENTION NUMBERS OF HARRIS COUNTY'S FELONY JUDGES.

DISTRICT COURTS BY HIGHEST PRETRIAL DETENTION POPULATION

APRIL 12, 2020 - APRIL 18, 2020

#1: JUDGE GEORGE POWELL	#2: JUDGE CHUCK SILVERMAN	#3: JUDGE RANDY ROLL
 <p>235 PEOPLE DETAINED PER NIGHT BASED ON INABILITY TO PAY</p> <p>Judge George Powell</p> <p>351ST DISTRICT COURT</p>	 <p>221 PEOPLE DETAINED PER NIGHT BASED ON INABILITY TO PAY</p> <p>183RD DISTRICT COURT</p>	 <p>214 PEOPLE DETAINED PER NIGHT BASED ON INABILITY TO PAY</p> <p>179TH DISTRICT COURT</p>

<u>RANK</u>	<u>COURT</u>	<u>JUDGE</u>	<u>DAILY AVERAGE NUMBER OF PEOPLE DETAINED PRETRIAL</u>
4.	174TH	HAZEL JONES	209
5.	338TH	RAMONA FRANKLIN	208
6.	339TH	JESSE MCCLURE	202
7.	337TH	HERB RITCHIE	194
8.	185TH	JASON LUONG	193
9.	176TH	NIKITA HARMON	183
10.	262ND	LORI CHAMBERS GRAY	181
11.	178TH	KELLI JOHNSON	179
12.	208TH	GREG GLASS	179
13.	263RD	AMY MARTIN	168
14.	182ND	DANILO LACAYO	163
15.	209TH	BRIAN WARREN	163
16.	177TH	ROBERT JOHNSON	155
17.	230TH	CHRIS MORTON	152
18.	248TH	HILARY UNGER	151
19.	232ND	JOSH HILL	146
20.	180TH	DASEAN JONES	139
21.	184TH	ABIGAIL ANASTASIO	139
22.	228TH	FRANK AGUILAR	109

Harris County taxpayers spent over **\$2 MILLION** on illegal pretrial detention this week. That's over 150% of the \$1.3 million Harris County taxpayers spend every week on public health services, the public library, and pollution control **COMBINED**.