




HARRIS COUNTY FELONY PRETRIAL DETENTION REPORT

BROUGHT TO YOU BY THE TEXAS CENTER FOR JUSTICE & EQUITY AND THE TEXAS ORGANIZING PROJECT

ON AN AVERAGE NIGHT LAST WEEK **6,192** PEOPLE WERE LOCKED IN A CAGE AT THE HARRIS COUNTY JAIL BECAUSE THEY COULDN'T AFFORD MONEY BAIL, EVEN THOUGH IT IS ILLEGAL TO JAIL PEOPLE SOLELY BECAUSE THEY ARE POOR. THIS REPORT USES JAIL POPULATION DATA PROVIDED BY HARRIS COUNTY TO COMPARE THE PRETRIAL DETENTION NUMBERS OF HARRIS COUNTY'S FELONY JUDGES.

DISTRICT COURTS BY HIGHEST PRETRIAL DETENTION POPULATION OCTOBER 30, 2022 - NOVEMBER 5, 2022

#1: JUDGE RAMONA FRANKLIN	#2: JUDGE HAZEL B. JONES	#3: JUDGE LORI CHAMBERS GRAY
 <p>442 PEOPLE DETAINED PER NIGHT BASED ON INABILITY TO PAY</p> <p>338TH DISTRICT COURT</p>	 <p>381 PEOPLE DETAINED PER NIGHT BASED ON INABILITY TO PAY</p> <p>174TH DISTRICT COURT</p>	 <p>356 PEOPLE DETAINED PER NIGHT BASED ON INABILITY TO PAY</p> <p>262ND DISTRICT COURT</p>

RANK	COURT	JUDGE	DAILY AVERAGE NUMBER OF PEOPLE DETAINED PRETRIAL
4.	178TH	KELLI JOHNSON	338
5.	176TH	NIKITA HARMON	320
6.	208TH	GREG GLASS	308
7.	183RD	CHUCK SILVERMAN	301
8.	248TH	HILARY UNGER	273
9.	184TH	ABIGAIL ANASTASIO	263
10.	185TH	JASON LUONG	262
11.	263RD	AMY MARTIN	261
12.	177TH	ROBERT JOHNSON	261
13.	482ND	MARITZA ANTU	251
14.	179TH	ANA MARTINEZ	233
15.	180TH	DASEAN JONES	227
16.	228TH	FRANK AGUILAR	219
17.	182ND	DANILO LACAYO	214
18.	209TH	BRIAN E. WARREN	209
19.	232ND	JOSH HILL	207
20.	337TH	COLLEEN GAIDO	204
21.	339TH	TE'IVA J. BELL	204
22.	230TH	CHRIS MORTON	203
23.	351ST	NATALIA "NATA" CORNELIO	168
-	RIC	BROCK THOMAS	87

Harris County taxpayers spent over **\$3.6 MILLION** on illegal pretrial detention this week.

That's over TWICE the amount Harris County taxpayers spend every week on public health services, the public library, and pollution control **COMBINED.**