




# HARRIS COUNTY FELONY PRETRIAL DETENTION REPORT

BROUGHT TO YOU BY THE TEXAS CENTER FOR JUSTICE & EQUITY AND THE TEXAS ORGANIZING PROJECT

ON AN AVERAGE NIGHT LAST WEEK **6,379** PEOPLE WERE LOCKED IN A CAGE AT THE HARRIS COUNTY JAIL BECAUSE THEY COULDN'T AFFORD MONEY BAIL, EVEN THOUGH IT IS ILLEGAL TO JAIL PEOPLE SOLELY BECAUSE THEY ARE POOR. THIS REPORT USES JAIL POPULATION DATA PROVIDED BY HARRIS COUNTY TO COMPARE THE PRETRIAL DETENTION NUMBERS OF HARRIS COUNTY'S FELONY JUDGES.

## DISTRICT COURTS BY HIGHEST PRETRIAL DETENTION POPULATION

MAY 1, 2022 - MAY 7, 2022

#1: JUDGE RAMONA FRANKLIN	#2: JUDGE HAZEL B. JONES	#3: JUDGE LORI CHAMBERS GRAY
 <p><b>537</b> PEOPLE DETAINED PER NIGHT BASED ON INABILITY TO PAY</p> <p>338TH DISTRICT COURT</p>	 <p><b>417</b> PEOPLE DETAINED PER NIGHT BASED ON INABILITY TO PAY</p> <p>174TH DISTRICT COURT</p>	 <p><b>370</b> PEOPLE DETAINED PER NIGHT BASED ON INABILITY TO PAY</p> <p>262ND DISTRICT COURT</p>

RANK	COURT	JUDGE	DAILY AVERAGE NUMBER OF PEOPLE DETAINED PRETRIAL
4.	176TH	NIKITA HARMON	347
5.	178TH	KELLI JOHNSON	331
6.	208TH	GREG GLASS	289
7.	185TH	JASON LUONG	285
8.	177TH	ROBERT JOHNSON	279
9.	248TH	HILARY UNGER	267
10.	183RD	CHUCK SILVERMAN	265
11.	182ND	DANILO LACAYO	263
12.	209TH	BRIAN E. WARREN	254
13.	179TH	ANA MARTINEZ	244
14.	263RD	AMY MARTIN	243
15.	184TH	ABIGAIL ANASTASIO	242
16.	482ND	MARITZA ANTU	239
17.	232ND	JOSH HILL	224
18.	180TH	DASEAN JONES	217
19.	230TH	CHRIS MORTON	213
20.	337TH	COLLEEN GAIDO	207
21.	228TH	FRANK AGUILAR	199
22.	339TH	TE'IVA J. BELL	189
23.	351ST	NATALIA "NATA" CORNELIO	168
-	RIC	BROCK THOMAS	90

Harris County taxpayers spent over **\$3.8 MILLION** on illegal pretrial detention this week.

That's over TWICE the amount Harris County taxpayers spend every week on public health services, the public library, and pollution control **COMBINED.**