




HARRIS COUNTY FELONY PRETRIAL DETENTION REPORT

BROUGHT TO YOU BY THE TEXAS CENTER FOR JUSTICE & EQUITY AND THE TEXAS ORGANIZING PROJECT

ON AN AVERAGE NIGHT LAST WEEK **6,164** PEOPLE WERE LOCKED IN A CAGE AT THE HARRIS COUNTY JAIL BECAUSE THEY COULDN'T AFFORD MONEY BAIL, EVEN THOUGH IT IS ILLEGAL TO JAIL PEOPLE SOLELY BECAUSE THEY ARE POOR. THIS REPORT USES JAIL POPULATION DATA PROVIDED BY HARRIS COUNTY TO COMPARE THE PRETRIAL DETENTION NUMBERS OF HARRIS COUNTY'S FELONY JUDGES.

DISTRICT COURTS BY HIGHEST PRETRIAL DETENTION POPULATION FEBRUARY 20, 2022 - FEBRUARY 26, 2022

#1: JUDGE RAMONA FRANKLIN	#2: JUDGE HAZEL B. JONES	#3: JUDGE LORI CHAMBERS GRAY
 <p>544 PEOPLE DETAINED PER NIGHT BASED ON INABILITY TO PAY</p> <p>338TH DISTRICT COURT</p>	 <p>401 PEOPLE DETAINED PER NIGHT BASED ON INABILITY TO PAY</p> <p>174TH DISTRICT COURT</p>	 <p>348 PEOPLE DETAINED PER NIGHT BASED ON INABILITY TO PAY</p> <p>262ND DISTRICT COURT</p>

RANK	COURT	JUDGE	DAILY AVERAGE NUMBER OF PEOPLE DETAINED PRETRIAL
4.	176TH	NIKITA HARMON	342
5.	208TH	GREG GLASS	309
6.	178TH	KELLI JOHNSON	294
7.	185TH	JASON LUONG	268
8.	183RD	CHUCK SILVERMAN	267
9.	177TH	ROBERT JOHNSON	264
10.	248TH	HILARY UNGER	260
11.	182ND	DANILO LACAYO	257
12.	209TH	BRIAN E. WARREN	254
13.	337TH	COLLEEN GAIDO	240
14.	263RD	AMY MARTIN	239
15.	179TH	ANA MARTINEZ	220
16.	180TH	DASEAN JONES	220
17.	184TH	ABIGAIL ANASTASIO	219
18.	230TH	CHRIS MORTON	215
19.	482ND	MARITZA ANTU	209
20.	232ND	JOSH HILL	200
21.	228TH	FRANK AGUILAR	186
22.	339TH	TE'IVA J. BELL	166
23.	351ST	NATALIA "NATA" CORNELIO	158
-	RIC	BROCK THOMAS	85

Harris County taxpayers spent over **\$3.7 MILLION** on illegal pretrial detention this week.

That's over TWICE the amount Harris County taxpayers spend every week on public health services, the public library, and pollution control **COMBINED.**