




HARRIS COUNTY FELONY PRETRIAL DETENTION REPORT

BROUGHT TO YOU BY THE TEXAS CRIMINAL JUSTICE COALITION AND THE TEXAS ORGANIZING PROJECT

ON AN AVERAGE NIGHT LAST WEEK, **3,960** PEOPLE WERE LOCKED IN A CAGE AT THE HARRIS COUNTY JAIL BECAUSE THEY COULDN'T AFFORD MONEY BAIL, EVEN THOUGH IT IS ILLEGAL TO JAIL PEOPLE SOLELY BECAUSE THEY ARE POOR. THIS REPORT USES JAIL POPULATION DATA PROVIDED BY HARRIS COUNTY TO COMPARE THE PRETRIAL DETENTION NUMBERS OF HARRIS COUNTY'S FELONY JUDGES.

DISTRICT COURTS BY HIGHEST PRETRIAL DETENTION POPULATION MAY 3, 2020 - MAY 9, 2020*

#1: JUDGE GEORGE POWELL	#2: JUDGE RANDY ROLL	#3: JUDGE RAMONA FRANKLIN
 <p>231 PEOPLE DETAINED PER NIGHT BASED ON INABILITY TO PAY</p> <p>351ST DISTRICT COURT</p>	 <p>220 PEOPLE DETAINED PER NIGHT BASED ON INABILITY TO PAY</p> <p>183RD DISTRICT COURT</p>	 <p>217 PEOPLE DETAINED PER NIGHT BASED ON INABILITY TO PAY</p> <p>338TH DISTRICT COURT</p>

RANK	COURT	JUDGE	DAILY AVERAGE NUMBER OF PEOPLE DETAINED PRETRIAL
4.	183RD	CHUCK SILVERMAN	209
5.	174TH	HAZEL JONES	208
6.	339TH	JESSE MCCLURE	202
7.	337TH	HERB RITCHIE	200
8.	176TH	NIKITA HARMON	192
9.	185TH	JASON LUONG	192
10.	178TH	KELLI JOHNSON	188
11.	262ND	LORI CHAMBERS GRAY	184
12.	208TH	GREG GLASS	182
13.	263RD	AMY MARTIN	180
14.	182ND	DANILO LACAYO	174
15.	248TH	HILARY UNGER	165
16.	230TH	CHRIS MORTON	162
17.	177TH	ROBERT JOHNSON	159
18.	209TH	BRIAN WARREN	158
19.	232ND	JOSH HILL	144
20.	180TH	ABIGAIL ANASTASIO	142
21.	184TH	DASEAN JONES	136
22.	228TH	FRANK AGUILAR	115

Harris County taxpayers spent over **\$2 MILLION** on illegal pretrial detention this week. That's over 150% of the \$1.3 million Harris County taxpayers spend every week on public health services, the public library, and pollution control **COMBINED**.

*THE COUNTY DID NOT PROVIDE DATA FOR MAY 7, 2020. CALCULATIONS INVOLVING THE AMOUNT OF MONEY SPENT ON PRETRIAL DETENTION INCLUDE PROJECTED COSTS FOR MAY 7.