




HARRIS COUNTY FELONY PRETRIAL DETENTION REPORT

BROUGHT TO YOU BY THE TEXAS CENTER FOR JUSTICE & EQUITY AND THE TEXAS ORGANIZING PROJECT

ON AN AVERAGE NIGHT LAST WEEK **6,526** PEOPLE WERE LOCKED IN A CAGE AT THE HARRIS COUNTY JAIL BECAUSE THEY COULDN'T AFFORD MONEY BAIL, EVEN THOUGH IT IS ILLEGAL TO JAIL PEOPLE SOLELY BECAUSE THEY ARE POOR. THIS REPORT USES JAIL POPULATION DATA PROVIDED BY HARRIS COUNTY TO COMPARE THE PRETRIAL DETENTION NUMBERS OF HARRIS COUNTY'S FELONY JUDGES.

DISTRICT COURTS BY HIGHEST PRETRIAL DETENTION POPULATION JUNE 12, 2022 - JUNE 18, 2022

#1: JUDGE RAMONA FRANKLIN	#2: JUDGE HAZEL B. JONES	#3: JUDGE LORI CHAMBERS GRAY
 <p>524 PEOPLE DETAINED PER NIGHT BASED ON INABILITY TO PAY</p> <p>338TH DISTRICT COURT</p>	 <p>407 PEOPLE DETAINED PER NIGHT BASED ON INABILITY TO PAY</p> <p>174TH DISTRICT COURT</p>	 <p>387 PEOPLE DETAINED PER NIGHT BASED ON INABILITY TO PAY</p> <p>262ND DISTRICT COURT</p>

RANK	COURT	JUDGE	DAILY AVERAGE NUMBER OF PEOPLE DETAINED PRETRIAL
4.	176TH	NIKITA HARMON	373
5.	178TH	KELLI JOHNSON	332
6.	208TH	GREG GLASS	307
7.	185TH	JASON LUONG	290
8.	183RD	CHUCK SILVERMAN	274
9.	177TH	ROBERT JOHNSON	267
10.	248TH	HILARY UNGER	266
11.	209TH	BRIAN E. WARREN	262
12.	182ND	DANILO LACAYO	255
13.	482ND	MARITZA ANTU	254
14.	263RD	AMY MARTIN	253
15.	184TH	ABIGAIL ANASTASIO	251
16.	232ND	JOSH HILL	248
17.	179TH	ANA MARTINEZ	231
18.	230TH	CHRIS MORTON	227
19.	180TH	DASEAN JONES	221
20.	337TH	COLLEEN GAIDO	208
21.	228TH	FRANK AGUILAR	205
22.	339TH	TE'IVA J. BELL	202
23.	351ST	NATALIA "NATA" CORNELIO	175
-	RIC	BROCK THOMAS	109

Harris County taxpayers spent over **\$3.9 MILLION** on illegal pretrial detention this week.

That's over TWICE the amount Harris County taxpayers spend every week on public health services, the public library, and pollution control **COMBINED.**