




HARRIS COUNTY FELONY PRETRIAL DETENTION REPORT

BROUGHT TO YOU BY THE TEXAS CRIMINAL JUSTICE COALITION AND THE TEXAS ORGANIZING PROJECT

ON AN AVERAGE NIGHT LAST WEEK, **3,879** PEOPLE WERE LOCKED IN A CAGE AT THE HARRIS COUNTY JAIL BECAUSE THEY COULDN'T AFFORD MONEY BAIL, EVEN THOUGH IT IS ILLEGAL TO JAIL PEOPLE SOLELY BECAUSE THEY ARE POOR. THIS REPORT USES JAIL POPULATION DATA PROVIDED BY HARRIS COUNTY TO COMPARE THE PRETRIAL DETENTION NUMBERS OF HARRIS COUNTY'S FELONY JUDGES.

DISTRICT COURTS BY HIGHEST PRETRIAL DETENTION POPULATION

APRIL 19, 2020 - APRIL 25, 2020

#1: JUDGE GEORGE POWELL	#2: JUDGE RANDY ROLL	#3: JUDGE CHUCK SILVERMAN
 <p>235 PEOPLE DETAINED PER NIGHT BASED ON INABILITY TO PAY</p> <p>Judge George Powell 351ST DISTRICT COURT</p>	 <p>222 PEOPLE DETAINED PER NIGHT BASED ON INABILITY TO PAY</p> <p>183RD DISTRICT COURT</p>	 <p>221 PEOPLE DETAINED PER NIGHT BASED ON INABILITY TO PAY</p> <p>179TH DISTRICT COURT</p>

<u>RANK</u>	<u>COURT</u>	<u>JUDGE</u>	<u>DAILY AVERAGE NUMBER OF PEOPLE DETAINED PRETRIAL</u>
4.	338TH	RAMONA FRANKLIN	209
5.	174TH	HAZEL JONES	206
6.	339TH	JESSE MCCLURE	203
7.	337TH	HERB RITCHIE	194
8.	185TH	JASON LUONG	183
9.	208TH	GREG GLASS	182
10.	176TH	NIKITA HARMON	181
11.	178TH	KELLI JOHNSON	181
12.	262ND	LORI CHAMBERS GRAY	180
13.	182ND	DANILO LACAYO	169
14.	263RD	AMY MARTIN	167
15.	209TH	BRIAN WARREN	160
16.	230TH	CHRIS MORTON	158
17.	177TH	ROBERT JOHNSON	157
18.	248TH	HILARY UNGER	149
19.	232ND	JOSH HILL	144
20.	180TH	DASEAN JONES	137
21.	184TH	ABIGAIL ANASTASIO	133
22.	228TH	FRANK AGUILAR	108

Harris County taxpayers spent over **\$2 MILLION** on illegal pretrial detention this week. That's over 150% of the \$1.3 million Harris County taxpayers spend every week on public health services, the public library, and pollution control **COMBINED**.