




HARRIS COUNTY FELONY PRETRIAL DETENTION REPORT

BROUGHT TO YOU BY THE TEXAS CENTER FOR JUSTICE & EQUITY AND THE TEXAS ORGANIZING PROJECT

ON AN AVERAGE NIGHT LAST WEEK **6,229** PEOPLE WERE LOCKED IN A CAGE AT THE HARRIS COUNTY JAIL BECAUSE THEY COULDN'T AFFORD MONEY BAIL, EVEN THOUGH IT IS ILLEGAL TO JAIL PEOPLE SOLELY BECAUSE THEY ARE POOR. THIS REPORT USES JAIL POPULATION DATA PROVIDED BY HARRIS COUNTY TO COMPARE THE PRETRIAL DETENTION NUMBERS OF HARRIS COUNTY'S FELONY JUDGES.

DISTRICT COURTS BY HIGHEST PRETRIAL DETENTION POPULATION OCTOBER 16, 2022 - OCTOBER 22, 2022

#1: JUDGE RAMONA FRANKLIN	#2: JUDGE HAZEL B. JONES	#3: JUDGE LORI CHAMBERS GRAY
 <p>463 PEOPLE DETAINED PER NIGHT BASED ON INABILITY TO PAY</p> <p>338TH DISTRICT COURT</p>	 <p>384 PEOPLE DETAINED PER NIGHT BASED ON INABILITY TO PAY</p> <p>174TH DISTRICT COURT</p>	 <p>358 PEOPLE DETAINED PER NIGHT BASED ON INABILITY TO PAY</p> <p>262ND DISTRICT COURT</p>

RANK	COURT	JUDGE	DAILY AVERAGE NUMBER OF PEOPLE DETAINED PRETRIAL
4.	178TH	KELLI JOHNSON	342
5.	176TH	NIKITA HARMON	336
6.	183RD	CHUCK SILVERMAN	305
7.	208TH	GREG GLASS	300
8.	263RD	AMY MARTIN	272
9.	177TH	ROBERT JOHNSON	266
10.	248TH	HILARY UNGER	263
11.	184TH	ABIGAIL ANASTASIO	260
12.	185TH	JASON LUONG	251
13.	482ND	MARITZA ANTU	245
14.	179TH	ANA MARTINEZ	233
15.	180TH	DASEAN JONES	229
16.	228TH	FRANK AGUILAR	216
17.	232ND	JOSH HILL	214
18.	182ND	DANILO LACAYO	212
19.	209TH	BRIAN E. WARREN	207
20.	339TH	TE'IVA J. BELL	207
21.	230TH	CHRIS MORTON	202
22.	337TH	COLLEEN GAIDO	200
23.	351ST	NATALIA "NATA" CORNELIO	181
-	RIC	BROCK THOMAS	82

Harris County taxpayers spent over **\$3.6 MILLION** on illegal pretrial detention this week.

That's over TWICE the amount Harris County taxpayers spend every week on public health services, the public library, and pollution control **COMBINED.**