




# HARRIS COUNTY FELONY PRETRIAL DETENTION REPORT

BROUGHT TO YOU BY THE TEXAS CENTER FOR JUSTICE & EQUITY AND THE TEXAS ORGANIZING PROJECT

ON AN AVERAGE NIGHT LAST WEEK **6,325** PEOPLE WERE LOCKED IN A CAGE AT THE HARRIS COUNTY JAIL BECAUSE THEY COULDN'T AFFORD MONEY BAIL, EVEN THOUGH IT IS ILLEGAL TO JAIL PEOPLE SOLELY BECAUSE THEY ARE POOR. THIS REPORT USES JAIL POPULATION DATA PROVIDED BY HARRIS COUNTY TO COMPARE THE PRETRIAL DETENTION NUMBERS OF HARRIS COUNTY'S FELONY JUDGES.

## DISTRICT COURTS BY HIGHEST PRETRIAL DETENTION POPULATION

APRIL 10, 2022 - APRIL 16, 2022

<b>#1: JUDGE RAMONA FRANKLIN</b>	<b>#2: JUDGE HAZEL B. JONES</b>	<b>#3: JUDGE LORI CHAMBERS GRAY</b>
 <p><b>541</b> PEOPLE DETAINED PER NIGHT BASED ON INABILITY TO PAY</p> <p>338TH DISTRICT COURT</p>	 <p><b>412</b> PEOPLE DETAINED PER NIGHT BASED ON INABILITY TO PAY</p> <p>174TH DISTRICT COURT</p>	 <p><b>365</b> PEOPLE DETAINED PER NIGHT BASED ON INABILITY TO PAY</p> <p>262ND DISTRICT COURT</p>

RANK	COURT	JUDGE	DAILY AVERAGE NUMBER OF PEOPLE DETAINED PRETRIAL
4.	176TH	NIKITA HARMON	341
5.	178TH	KELLI JOHNSON	326
6.	208TH	GREG GLASS	292
7.	177TH	ROBERT JOHNSON	286
8.	185TH	JASON LUONG	286
9.	183RD	CHUCK SILVERMAN	261
10.	248TH	HILARY UNGER	260
11.	182ND	DANILO LACAYO	257
12.	263RD	AMY MARTIN	249
13.	209TH	BRIAN E. WARREN	248
14.	179TH	ANA MARTINEZ	248
15.	482ND	MARITZA ANTU	233
16.	184TH	ABIGAIL ANASTASIO	231
17.	180TH	DASEAN JONES	215
18.	232ND	JOSH HILL	212
19.	337TH	COLLEEN GAIDO	209
20.	230TH	CHRIS MORTON	206
21.	228TH	FRANK AGUILAR	195
22.	339TH	TE'IVA J. BELL	191
23.	351ST	NATALIA "NATA" CORNELIO	165
-	RIC	BROCK THOMAS	96

Harris County taxpayers spent over **\$3.8 MILLION** on illegal pretrial detention this week.

That's over TWICE the amount Harris County taxpayers spend every week on public health services, the public library, and pollution control **COMBINED.**