




# HARRIS COUNTY FELONY PRETRIAL DETENTION REPORT

BROUGHT TO YOU BY THE TEXAS CENTER FOR JUSTICE & EQUITY AND THE TEXAS ORGANIZING PROJECT

ON AN AVERAGE NIGHT LAST WEEK **6,594** PEOPLE WERE LOCKED IN A CAGE AT THE HARRIS COUNTY JAIL BECAUSE THEY COULDN'T AFFORD MONEY BAIL, EVEN THOUGH IT IS ILLEGAL TO JAIL PEOPLE SOLELY BECAUSE THEY ARE POOR. THIS REPORT USES JAIL POPULATION DATA PROVIDED BY HARRIS COUNTY TO COMPARE THE PRETRIAL DETENTION NUMBERS OF HARRIS COUNTY'S FELONY JUDGES.

## DISTRICT COURTS BY HIGHEST PRETRIAL DETENTION POPULATION

AUGUST 7, 2022 - AUGUST 13, 2022\*

#1: JUDGE RAMONA FRANKLIN	#2: JUDGE HAZEL B. JONES	#3: JUDGE NIKITA HARMON
 <p><b>493</b> PEOPLE DETAINED PER NIGHT BASED ON INABILITY TO PAY</p> <p>338TH DISTRICT COURT</p>	 <p><b>426</b> PEOPLE DETAINED PER NIGHT BASED ON INABILITY TO PAY</p> <p>174TH DISTRICT COURT</p>	 <p><b>378</b> PEOPLE DETAINED PER NIGHT BASED ON INABILITY TO PAY</p> <p>176TH DISTRICT COURT</p>

RANK	COURT	JUDGE	DAILY AVERAGE NUMBER OF PEOPLE DETAINED PRETRIAL
4.	262ND	LORI CHAMBERS GRAY	360
5.	208TH	GREG GLASS	332
6.	178TH	KELLI JOHNSON	318
7.	183RD	CHUCK SILVERMAN	303
8.	185TH	JASON LUONG	285
9.	248TH	HILARY UNGER	282
10.	177TH	ROBERT JOHNSON	278
11.	482ND	MARITZA ANTU	268
12.	232ND	JOSH HILL	256
13.	263RD	AMY MARTIN	255
14.	182ND	DANILO LACAYO	253
15.	184TH	ABIGAIL ANASTASIO	245
16.	209TH	BRIAN E. WARREN	241
17.	180TH	DASEAN JONES	235
18.	179TH	ANA MARTINEZ	235
19.	230TH	CHRIS MORTON	233
20.	339TH	TE'IVA J. BELL	221
21.	228TH	FRANK AGUILAR	212
22.	337TH	COLLEEN GAIDO	203
23.	351ST	NATALIA "NATA" CORNELIO	185
-	RIC	BROCK THOMAS	96

Harris County taxpayers spent over **\$3.9 MILLION** on illegal pretrial detention this week.

That's over TWICE the amount Harris County taxpayers spend every week on public health services, the public library, and pollution control **COMBINED**.

\*DATA FOR AUGUST 12 & 13 WAS NOT AVAILABLE. AVERAGES HAVE BEEN ADJUSTED ACCORDINGLY.