




# HARRIS COUNTY FELONY PRETRIAL DETENTION REPORT

BROUGHT TO YOU BY THE TEXAS CENTER FOR JUSTICE & EQUITY AND THE TEXAS ORGANIZING PROJECT

ON AN AVERAGE NIGHT LAST WEEK **6,540** PEOPLE WERE LOCKED IN A CAGE AT THE HARRIS COUNTY JAIL BECAUSE THEY COULDN'T AFFORD MONEY BAIL, EVEN THOUGH IT IS ILLEGAL TO JAIL PEOPLE SOLELY BECAUSE THEY ARE POOR. THIS REPORT USES JAIL POPULATION DATA PROVIDED BY HARRIS COUNTY TO COMPARE THE PRETRIAL DETENTION NUMBERS OF HARRIS COUNTY'S FELONY JUDGES.

## DISTRICT COURTS BY HIGHEST PRETRIAL DETENTION POPULATION AUGUST 14, 2022 - AUGUST 20, 2022

#1: JUDGE RAMONA FRANKLIN	#2: JUDGE HAZEL B. JONES	#3: JUDGE NIKITA HARMON
 <b>492</b> PEOPLE DETAINED PER NIGHT BASED ON INABILITY TO PAY 338TH DISTRICT COURT	 <b>411</b> PEOPLE DETAINED PER NIGHT BASED ON INABILITY TO PAY 174TH DISTRICT COURT	 <b>369</b> PEOPLE DETAINED PER NIGHT BASED ON INABILITY TO PAY 176TH DISTRICT COURT

RANK	COURT	JUDGE	DAILY AVERAGE NUMBER OF PEOPLE DETAINED PRETRIAL
4.	262ND	LORI CHAMBERS GRAY	360
5.	208TH	GREG GLASS	323
6.	178TH	KELLI JOHNSON	316
7.	183RD	CHUCK SILVERMAN	304
8.	177TH	ROBERT JOHNSON	289
9.	248TH	HILARY UNGER	281
10.	185TH	JASON LUONG	273
11.	482ND	MARITZA ANTU	265
12.	263RD	AMY MARTIN	258
13.	184TH	ABIGAIL ANASTASIO	249
14.	232ND	JOSH HILL	248
15.	182ND	DANILO LACAYO	245
16.	179TH	ANA MARTINEZ	238
17.	230TH	CHRIS MORTON	235
18.	180TH	DASEAN JONES	230
19.	209TH	BRIAN E. WARREN	228
20.	339TH	TE'IVA J. BELL	225
21.	228TH	FRANK AGUILAR	213
22.	337TH	COLLEEN GAIDO	201
23.	351ST	NATALIA "NATA" CORNELIO	190
-	RIC	BROCK THOMAS	98

Harris County taxpayers spent over **\$3.9 MILLION** on illegal pretrial detention this week.

That's over TWICE the amount Harris County taxpayers spend every week on public health services, the public library, and pollution control **COMBINED.**