




HARRIS COUNTY FELONY PRETRIAL DETENTION REPORT

BROUGHT TO YOU BY THE TEXAS CENTER FOR JUSTICE & EQUITY AND THE TEXAS ORGANIZING PROJECT

ON AN AVERAGE NIGHT LAST WEEK **6,496** PEOPLE WERE LOCKED IN A CAGE AT THE HARRIS COUNTY JAIL BECAUSE THEY COULDN'T AFFORD MONEY BAIL, EVEN THOUGH IT IS ILLEGAL TO JAIL PEOPLE SOLELY BECAUSE THEY ARE POOR. THIS REPORT USES JAIL POPULATION DATA PROVIDED BY HARRIS COUNTY TO COMPARE THE PRETRIAL DETENTION NUMBERS OF HARRIS COUNTY'S FELONY JUDGES.

DISTRICT COURTS BY HIGHEST PRETRIAL DETENTION POPULATION

JUNE 26, 2022 - JULY 2, 2022

#1: JUDGE RAMONA FRANKLIN	#2: JUDGE HAZEL B. JONES	#3: JUDGE NIKITA HARMON
 <p>519 PEOPLE DETAINED PER NIGHT BASED ON INABILITY TO PAY</p> <p>338TH DISTRICT COURT</p>	 <p>410 PEOPLE DETAINED PER NIGHT BASED ON INABILITY TO PAY</p> <p>174TH DISTRICT COURT</p>	 <p>375 PEOPLE DETAINED PER NIGHT BASED ON INABILITY TO PAY</p> <p>176TH DISTRICT COURT</p>

RANK	COURT	JUDGE	DAILY AVERAGE NUMBER OF PEOPLE DETAINED PRETRIAL
4.	262ND	LORI CHAMBERS GRAY	375
5.	178TH	KELLI JOHNSON	319
6.	208TH	GREG GLASS	305
7.	185TH	JASON LUONG	294
8.	183RD	CHUCK SILVERMAN	274
9.	177TH	ROBERT JOHNSON	268
10.	248TH	HILARY UNGER	268
11.	209TH	BRIAN E. WARREN	261
12.	482ND	MARITZA ANTU	260
13.	263RD	AMY MARTIN	255
14.	182ND	DANILO LACAYO	253
15.	184TH	ABIGAIL ANASTASIO	252
16.	232ND	JOSH HILL	240
17.	180TH	DASEAN JONES	235
18.	179TH	ANA MARTINEZ	233
19.	230TH	CHRIS MORTON	221
20.	339TH	TE'IVA J. BELL	208
21.	228TH	FRANK AGUILAR	202
22.	337TH	COLLEEN GAIDO	199
23.	351ST	NATALIA "NATA" CORNELIO	175
-	RIC	BROCK THOMAS	96

Harris County taxpayers spent over **\$3.9 MILLION** on illegal pretrial detention this week.

That's over TWICE the amount Harris County taxpayers spend every week on public health services, the public library, and pollution control **COMBINED.**