




# HARRIS COUNTY FELONY PRETRIAL DETENTION REPORT

BROUGHT TO YOU BY THE TEXAS CENTER FOR JUSTICE & EQUITY AND THE TEXAS ORGANIZING PROJECT

ON AN AVERAGE NIGHT LAST WEEK **6,551** PEOPLE WERE LOCKED IN A CAGE AT THE HARRIS COUNTY JAIL BECAUSE THEY COULDN'T AFFORD MONEY BAIL, EVEN THOUGH IT IS ILLEGAL TO JAIL PEOPLE SOLELY BECAUSE THEY ARE POOR. THIS REPORT USES JAIL POPULATION DATA PROVIDED BY HARRIS COUNTY TO COMPARE THE PRETRIAL DETENTION NUMBERS OF HARRIS COUNTY'S FELONY JUDGES.

## DISTRICT COURTS BY HIGHEST PRETRIAL DETENTION POPULATION

JULY 10, 2022 - JULY 16, 2022

#1: JUDGE RAMONA FRANKLIN	#2: JUDGE HAZEL B. JONES	#3: JUDGE NIKITA HARMON
 <p><b>514</b> PEOPLE DETAINED PER NIGHT BASED ON INABILITY TO PAY</p> <p>338TH DISTRICT COURT</p>	 <p><b>409</b> PEOPLE DETAINED PER NIGHT BASED ON INABILITY TO PAY</p> <p>174TH DISTRICT COURT</p>	 <p><b>381</b> PEOPLE DETAINED PER NIGHT BASED ON INABILITY TO PAY</p> <p>176TH DISTRICT COURT</p>

RANK	COURT	JUDGE	DAILY AVERAGE NUMBER OF PEOPLE DETAINED PRETRIAL
4.	262ND	LORI CHAMBERS GRAY	369
5.	208TH	GREG GLASS	324
6.	178TH	KELLI JOHNSON	320
7.	185TH	JASON LUONG	298
8.	183RD	CHUCK SILVERMAN	286
9.	248TH	HILARY UNGER	280
10.	177TH	ROBERT JOHNSON	271
11.	482ND	MARITZA ANTU	264
12.	263RD	AMY MARTIN	261
13.	182ND	DANILO LACAYO	260
14.	209TH	BRIAN E. WARREN	259
15.	184TH	ABIGAIL ANASTASIO	256
16.	180TH	DASEAN JONES	235
17.	232ND	JOSH HILL	234
18.	179TH	ANA MARTINEZ	231
19.	230TH	CHRIS MORTON	228
20.	228TH	FRANK AGUILAR	207
21.	339TH	TE'IVA J. BELL	207
22.	337TH	COLLEEN GAIDO	198
23.	351ST	NATALIA "NATA" CORNELIO	181
-	RIC	BROCK THOMAS	79

Harris County taxpayers spent over **\$3.9 MILLION** on illegal pretrial detention this week.

That's over TWICE the amount Harris County taxpayers spend every week on public health services, the public library, and pollution control **COMBINED.**