




HARRIS COUNTY FELONY PRETRIAL DETENTION REPORT

BROUGHT TO YOU BY THE TEXAS CENTER FOR JUSTICE & EQUITY AND THE TEXAS ORGANIZING PROJECT

ON AN AVERAGE NIGHT LAST WEEK **6,118** PEOPLE WERE LOCKED IN A CAGE AT THE HARRIS COUNTY JAIL BECAUSE THEY COULDN'T AFFORD MONEY BAIL, EVEN THOUGH IT IS ILLEGAL TO JAIL PEOPLE SOLELY BECAUSE THEY ARE POOR. THIS REPORT USES JAIL POPULATION DATA PROVIDED BY HARRIS COUNTY TO COMPARE THE PRETRIAL DETENTION NUMBERS OF HARRIS COUNTY'S FELONY JUDGES.

DISTRICT COURTS BY HIGHEST PRETRIAL DETENTION POPULATION

MARCH 6, 2022 - MARCH 12, 2022

#1: JUDGE RAMONA FRANKLIN	#2: JUDGE HAZEL B. JONES	#3: JUDGE LORI CHAMBERS GRAY
 <p>538 PEOPLE DETAINED PER NIGHT BASED ON INABILITY TO PAY</p> <p>338TH DISTRICT COURT</p>	 <p>402 PEOPLE DETAINED PER NIGHT BASED ON INABILITY TO PAY</p> <p>174TH DISTRICT COURT</p>	 <p>353 PEOPLE DETAINED PER NIGHT BASED ON INABILITY TO PAY</p> <p>262ND DISTRICT COURT</p>

RANK	COURT	JUDGE	DAILY AVERAGE NUMBER OF PEOPLE DETAINED PRETRIAL
4.	176TH	NIKITA HARMON	333
5.	178TH	KELLI JOHNSON	307
6.	208TH	GREG GLASS	296
7.	177TH	ROBERT JOHNSON	264
8.	185TH	JASON LUONG	262
9.	248TH	HILARY UNGER	259
10.	183RD	CHUCK SILVERMAN	259
11.	209TH	BRIAN E. WARREN	242
12.	182ND	DANILO LACAYO	242
13.	337TH	COLLEEN GAIDO	237
14.	263RD	AMY MARTIN	235
15.	179TH	ANA MARTINEZ	226
16.	184TH	ABIGAIL ANASTASIO	217
17.	180TH	DASEAN JONES	217
18.	230TH	CHRIS MORTON	214
19.	482ND	MARITZA ANTU	213
20.	232ND	JOSH HILL	204
21.	228TH	FRANK AGUILAR	184
22.	351ST	NATALIA "NATA" CORNELIO	167
23.	339TH	TE'IVA J. BELL	162
-	RIC	BROCK THOMAS	84

Harris County taxpayers spent over **\$3.7 MILLION** on illegal pretrial detention this week.

That's over TWICE the amount Harris County taxpayers spend every week on public health services, the public library, and pollution control **COMBINED.**